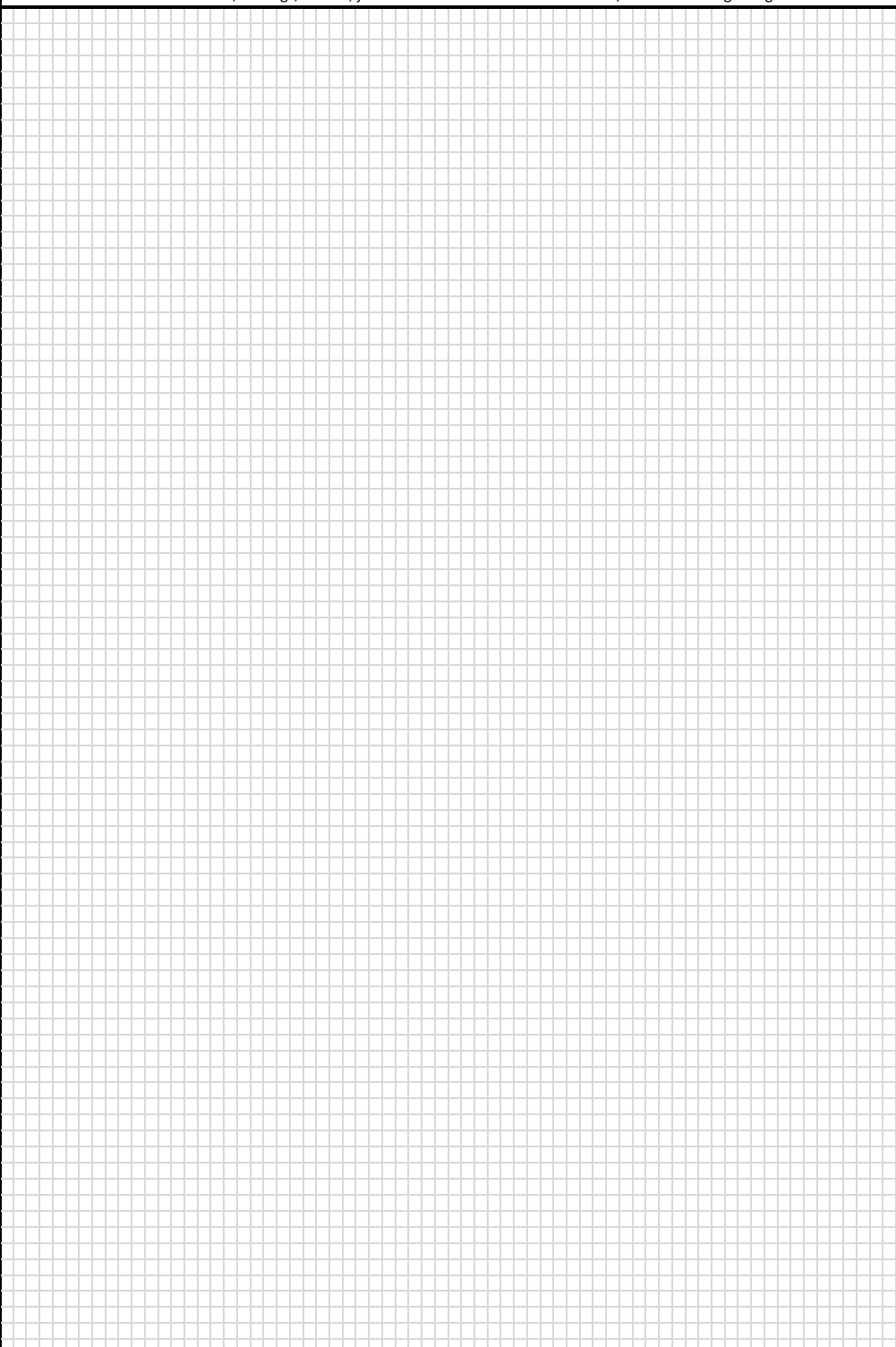








Client:		Customer Nr.:	Your reference:
Delivery address:		Marking:	Order date:
		Tel. Nr.:	Delivery date:
Miscellaneous:			
Laminate color/nr.:	<b>Remember to fill in:</b> Measurements, cuttings, rounds, joints and dimensions to center of sink/bowl for underglueing.		
Solid wood:	<div style="display: flex; align-items: center; justify-content: center;">  </div>		
Stone:			
Front edge Art. Nr.:			
Front edge thickness 30/40/76mm:			
Sink:			
Thickness 30/40/76mm:			
<b>X=</b> Wood edge:			
 = GetaCore front edge:			
<b>O=</b> Laminate edge:			
 = GetaCore (corian) edge:			
 = PP (ABS) edge:			
 = Alu/stainless steel edge:			
 = Postforming:			
 = Extra postforming:			
 = Straight polished edge:			
<b>R</b> = Rounded edge R5 (stone)			